

DESCRIPTION :
Model :-BH-18-19/1PS/M-01

The BELL HYDRAULICS, This specification section applies to the Hydraulic Single Post Car Parking System providing dependent parking Spaces for two cars-one vehicle below and one vehicle above. In this system the access to all parking spaces is horizontal. The vehicle parked below must be removed first before the platform is lowered. The upper vehicle is parked on the platform when it is resting on the floor with the wheels touching the wheel stopper-cross member.

Operation via operating device with hold-to-run-device using master keys. The operating elements are typically mounted either in front of the column or on the outside of the door frame. Operating instructions are attached to each operator's box stand.

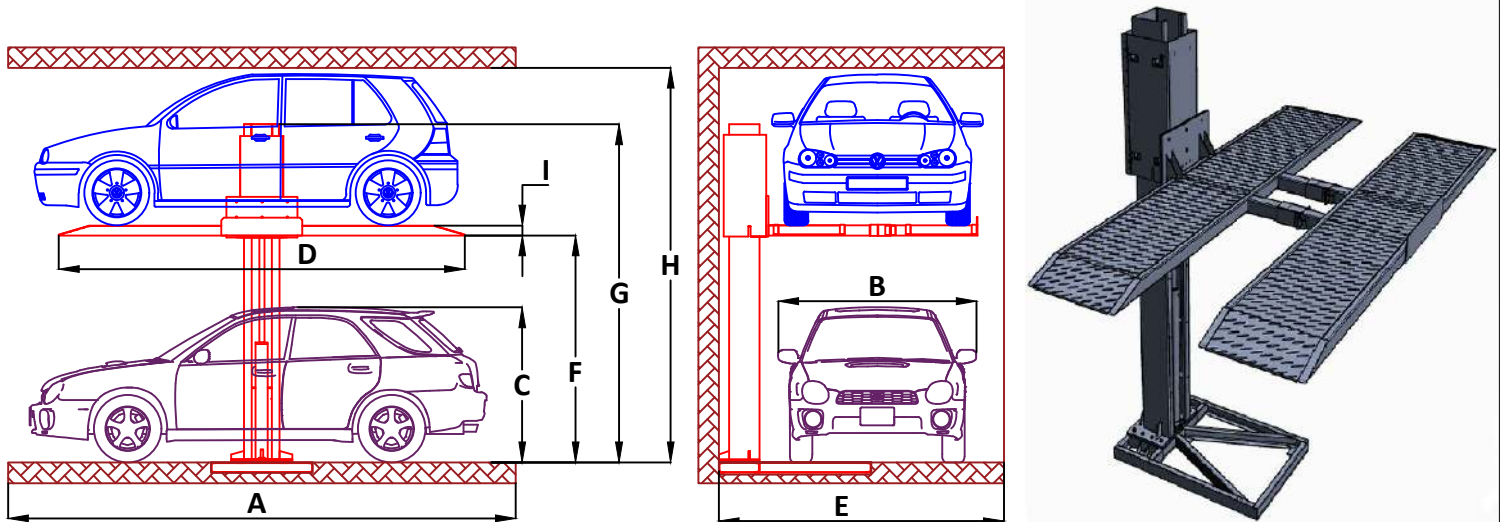
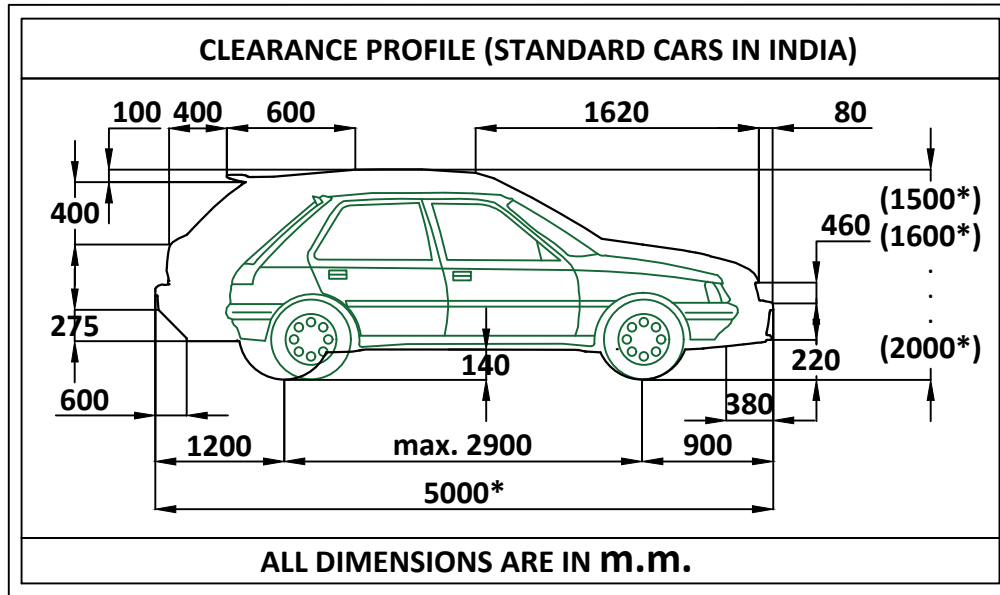
UNIT DIMENSIONS :

STACK PARKING OVER ALL DIMENSIONS

TABLE-1	DESCRIPTION
A	4700 mm (min.) - 5000 mm (max)
B	1900 mm (min.) - 2100 mm (max)
C	1500 mm (min.) - 2000 mm (max)
D	4000 mm - for wheel base
E	(B+500) - 2400 mm (min.) - 2600 mm (max)
F	(C+100 Clearance) - 1600 mm (min.) - 2100 mm (max)
G	3350 mm
H	(F+I+F) - 3320 mm (min.) - 4220 mm (max)
I	120 mm - Pallet height.

TABLE-2	DESCRIPTION
Sliding Speed	Max. 60 sec. for entire travel for pallet moving upward.
Car Weight	2.5 Ton (Max.) - on the pallet

CAR LENGTH AND HEIGHT CLEARANCE :-

NOTE:

All dimensions shown are minimum. construction tolerance must be taken into consideration.

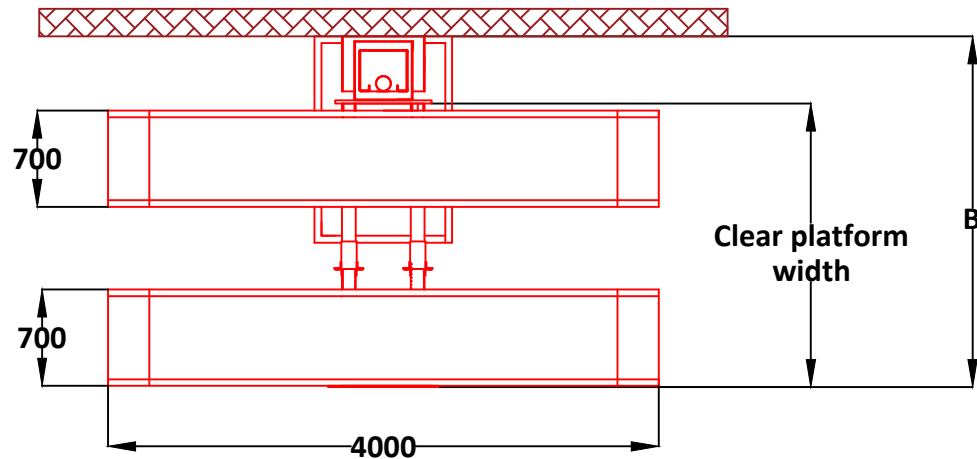
CAR WIDTH CLEARANCE :-


TABLE-3	DESCRIPTION					
Space Required (B)	2500	2600	2700	2800	2900	3000
Gives Clear platform width	2000	2100	2200	2300*	2400*	2500*

NOTE:

(*) - Rare types of car width, if want this width customer must be specified.