

**DESCRIPTION :**
**Model :-BH-18-19/2P-1+2/M-01**

The BELL HYDRAULICS, This specification section applies to the Hydraulic 2 Post Car Parking System providing dependent parking Spaces for two or three cars-one vehicle below and one or two vehicle above. In this system the access to all parking spaces is horizontal. The vehicle parked middle must be removed first before the platform is lowered and/or uppered. The upper or lower vehicle is parked on the platform when it is resting on the Ground floor with the wheels touching the wheel stopper-cross member.

Operation via operating device with hold-to-run-device using master keys. The operating elements are typically mounted either in front of the column or on the outside of the door frame. Operating instructions are attached to each operator's box stand.

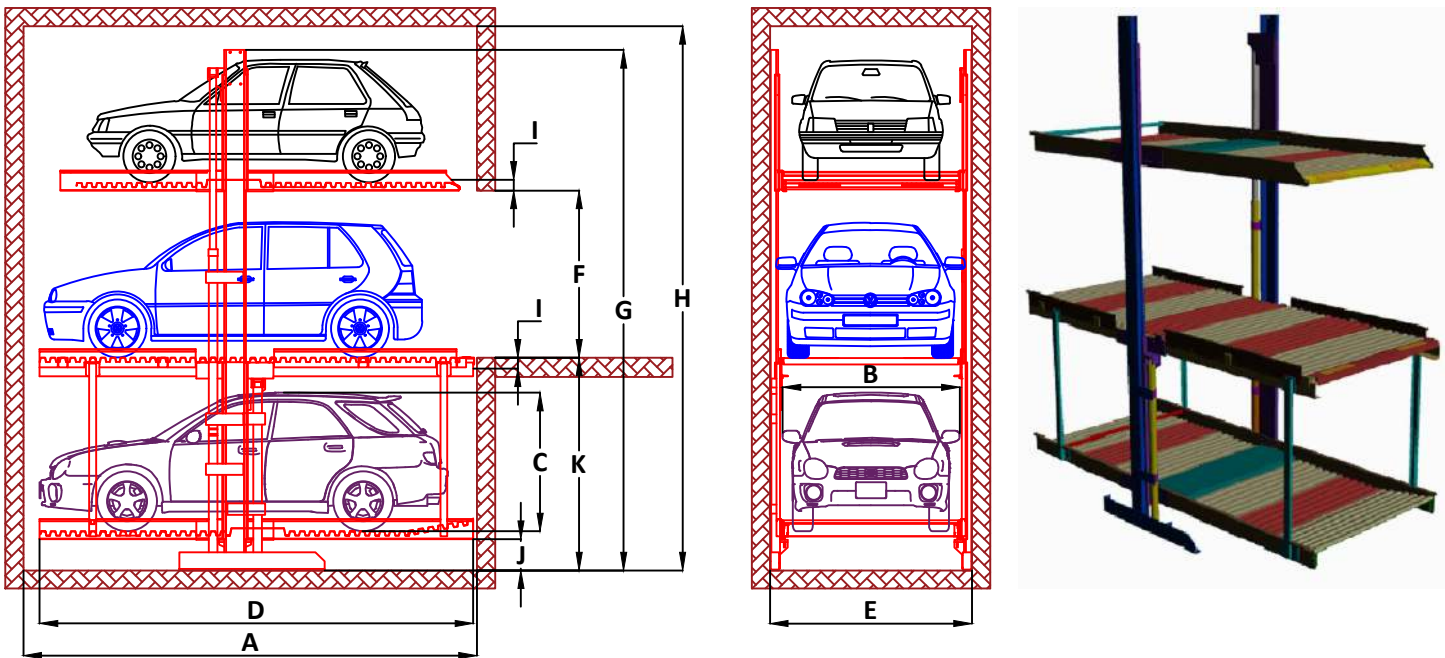
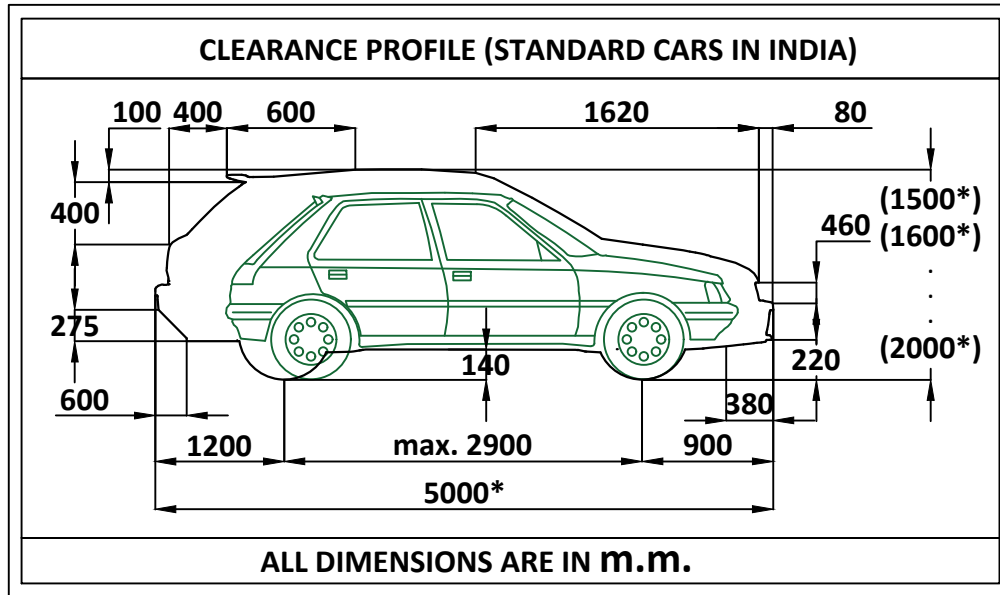
**UNIT DIMENSIONS :**

**STACK PARKING OVER ALL DIMENSIONS**

TABLE-1	DESCRIPTION
<b>A</b>	4700 mm (min.) - 5000 mm (max)
<b>B</b>	1900 mm (min.) - 2100 mm (max)
<b>C</b>	1500 mm (min.) - 2000 mm (max)
<b>D</b>	4780 mm - Pallet length
<b>E</b>	(B+260) - 2160 mm (min.) - 2500 mm (max)
<b>F</b>	(C+100 Clearance ) - 1600 mm (min.) - 2100 mm (max)
<b>G</b>	5750 mm (5320 mm min.)
<b>H</b>	(K+F+I+F) - 5320 mm (min.) - 6220 mm (max)
<b>I</b>	120 mm - Pallet height.
<b>J</b>	Pit pallet Adjusting height for leveling of ground level
<b>K</b>	Pit height - min. should be 2000 mm

TABLE-2	DESCRIPTION
<b>Sliding Speed</b>	Max. 60 sec. for entire travel for pallet moving upward.
<b>Car Weight</b>	2.5 Ton (Max.) - on the pallet

**CAR LENGTH AND HEIGHT CLEARANCE :-**

**NOTE:**

All dimensions shown are minimum. construction tolerance must be taken into consideration.

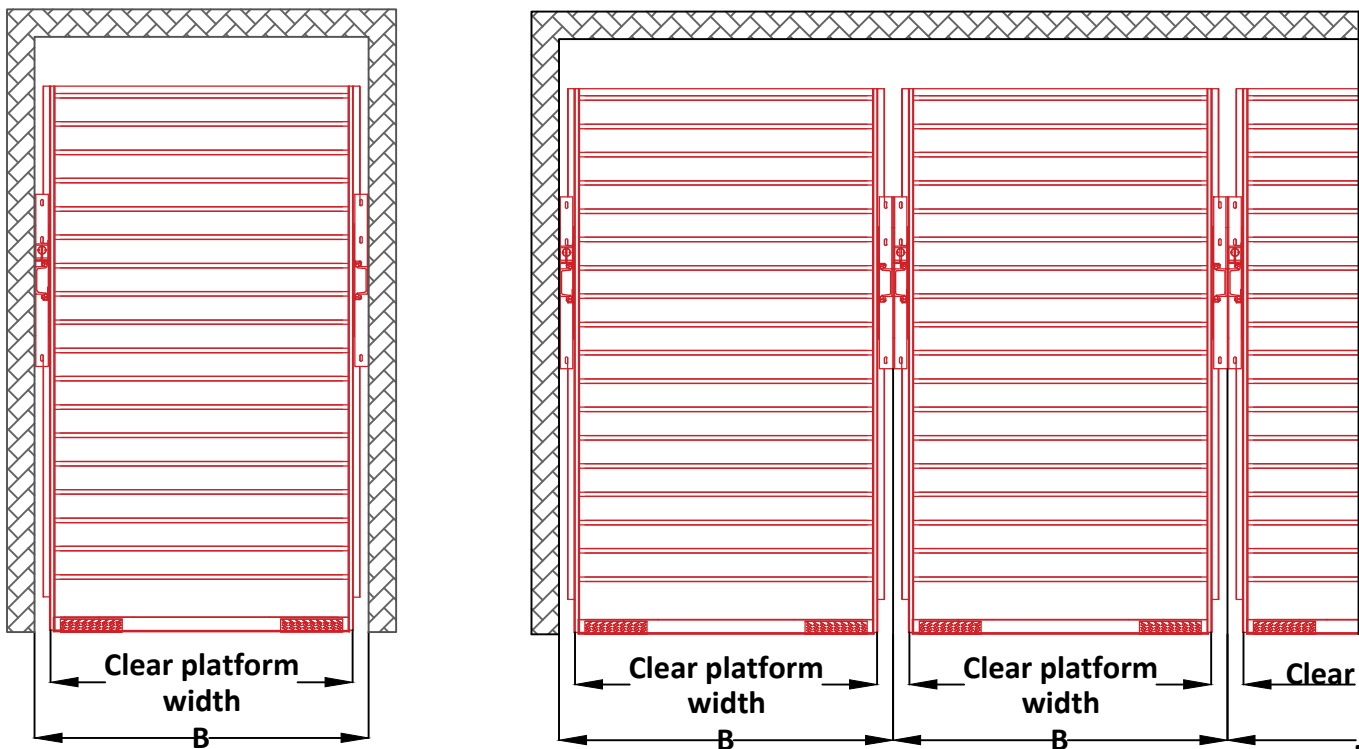
**CAR WIDTH CLEARANCE :-**


TABLE-3	DESCRIPTION						
Space Required (B)	2160	2260	2360	2460	2560*	2660*	2760*
Gives Clear platform width	1900	2000	2100	2200	2300*	2400*	2500*

**NOTE:**

(\*) - Rare types of car width, If want this width customer must be specified.